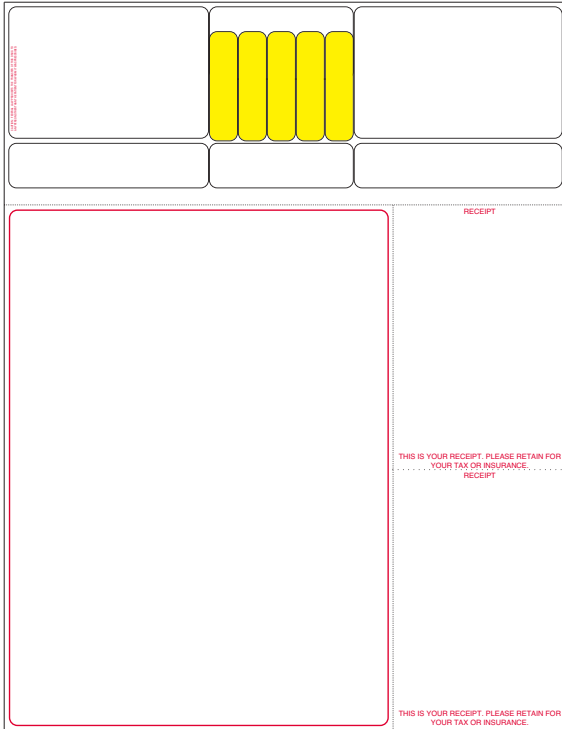
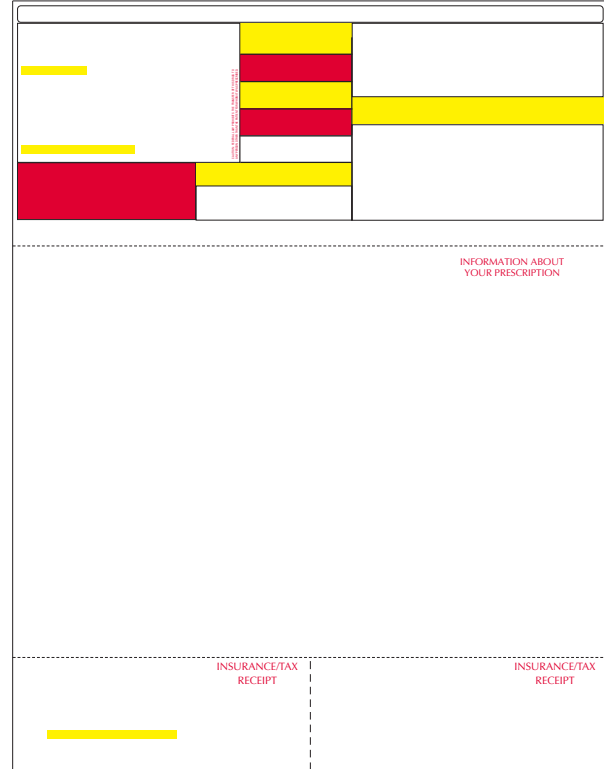


**LASER  
LDW #9**  
8 1/2" X 11"



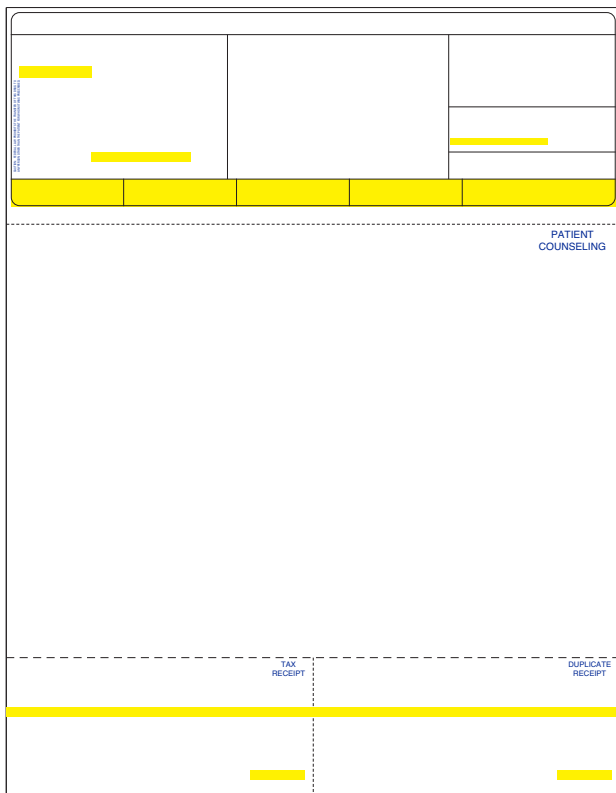
Form layout for LASER LDW #9 (8 1/2" X 11"). The form is divided into several sections. At the top, there are three boxes: a large empty box on the left, a central box containing five vertical yellow bars, and a smaller empty box on the right. Below these is a horizontal line. The main body of the form is a large empty rectangular area. To the right of this area, there is a vertical section labeled "RECEIPT" at the top. Below this, there is a dashed line and the text "THIS IS YOUR RECEIPT. PLEASE RETAIN FOR YOUR TAX OR INSURANCE RECEIPT". At the bottom of this vertical section, there is another dashed line and the text "THIS IS YOUR RECEIPT. PLEASE RETAIN FOR YOUR TAX OR INSURANCE".

**LASER  
LDW #15**  
8 1/2" X 11"



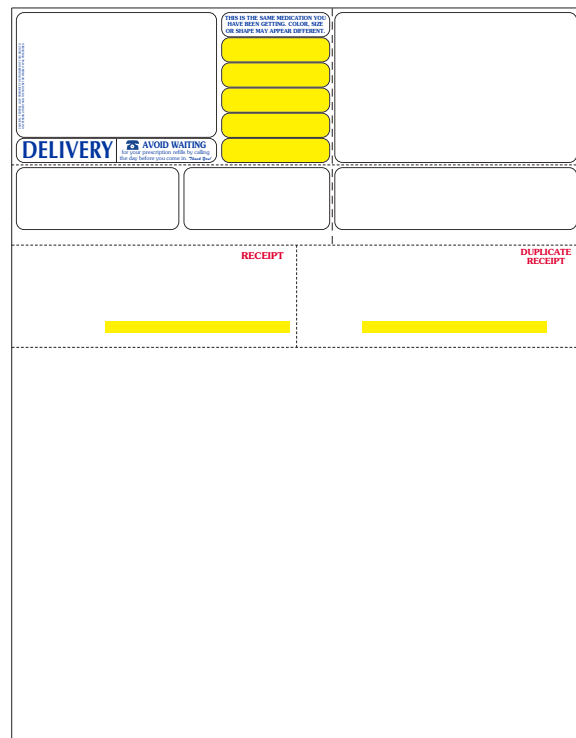
Form layout for LASER LDW #15 (8 1/2" X 11"). The form is divided into several sections. At the top, there are three boxes: a large empty box on the left, a central box containing three horizontal yellow bars, and a smaller empty box on the right. Below these is a horizontal line. The main body of the form is a large empty rectangular area. To the right of this area, there is a vertical section labeled "INFORMATION ABOUT YOUR PRESCRIPTION" at the top. Below this, there is a dashed line and the text "INSURANCE/TAX RECEIPT". At the bottom of this vertical section, there is another dashed line and the text "INSURANCE/TAX RECEIPT".

**LASER  
LDW #21V**  
8 1/2" X 11"



Form layout for LASER LDW #21V (8 1/2" X 11"). The form is divided into several sections. At the top, there are three boxes: a large empty box on the left, a central box containing five horizontal yellow bars, and a smaller empty box on the right. Below these is a horizontal line. The main body of the form is a large empty rectangular area. To the right of this area, there is a vertical section labeled "PATIENT COUNSELING" at the top. Below this, there is a dashed line and the text "TAX RECEIPT". At the bottom of this vertical section, there is another dashed line and the text "DUPLICATE RECEIPT".

**LASER  
LDW #23A**  
8 1/2" X 11"



Form layout for LASER LDW #23A (8 1/2" X 11"). The form is divided into several sections. At the top, there are three boxes: a large empty box on the left, a central box containing five horizontal yellow bars, and a smaller empty box on the right. Below these is a horizontal line. The main body of the form is a large empty rectangular area. To the right of this area, there is a vertical section labeled "RECEIPT" at the top. Below this, there is a dashed line and the text "DUPLICATE RECEIPT". At the bottom of this vertical section, there is another dashed line and the text "DUPLICATE RECEIPT".